

# ***GYMNASTICS CATALOG***



*AirTrack Factory*

AirTrack Factory





# AIRTRACK FACTORY GYMNASTICS ON AIR

## WE'RE ON A MISSION

We believe that air is the future of gymnastics. Our equipment has a low impact on muscles and joints, and the AirBags ensure pillow soft landings. By being able to do more repetitions, valuable training time is spent more efficiently. This enables athletes and coaches to focus more on technique, whilst reducing strain on the muscles and joints. The bounce of our gymnastics range offers a new and fun dimension to your training. Explore our full range of gymnastics equipment and get ready to level up.

# CONTENT

## INFORMATION

AirTrack Factory Academy	5	AirTrack for gymnastics clubs	8
Inspiration & guides	6	First choose your thickness	8
Quality of the AirTrack	6	AirFloor P1 10 cm	8
Internal air pressure	7	AirTrack P2 20 cm	9
Valves and blowers	7	AirTrack P3 30 cm	9

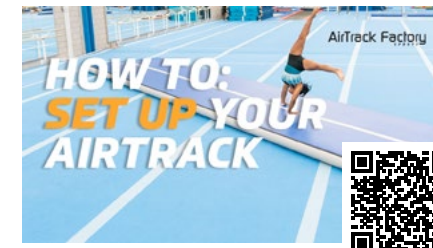
## EQUIPMENT

AirFloor	10	AirFloor Training	32
AirTrack p2	12	AirFloor Training XL	34
AirTrack p3	14	AirJump Set	36
AirIncline	16	AirTrack Training Set	38
AirRoll	18	AirBag S	40
AirBox	20	AirFloor Competition	42
AirBoard Boost	22		
AirBeam	24		
AirSpot	26		
AirBoard	28		
AirBlock	30		



# AIRTRACK FACTORY ACADEMY

WE WANT YOU TO GET THE MOST OUT OF OUR PRODUCTS. SO WE HAVE CREATED SOME USEFUL VIDEOS. SCAN THE QR-CODE TO WATCH THE YOUTUBE VIDEO.



## HOW TO: SET UP / BUILD UP YOUR AIRTRACK

Setting up an AirTrack is a simple task, but there are a few basic tricks that help you to get your training going as soon as possible.



## HOW TO: FOLD UP / PACK UP YOUR AIRTRACK

When it comes to folding up an AirTrack a lot of people are having a harder time. With a few of these tricks, folding the AirTrack becomes a lot easier.



## HOW TO SET UP YOUR AIRBAG S

Setting up the AirBag S is not difficult. In fact, the blower will do most of the work for you. But while it's not very complicated, we have created this video.




# BOOST YOUR KNOWLEDGE

READ, WATCH AND DOWNLOAD MORE ON OUR WEBSITE



YouTube channel  
@AirTrackFactoryOfficial



website/webshop  
www.airtrackfactory.com



User-manuals

# AIRTRACK FACTORY ONLINE



# INSPIRATION & GUIDES

**CHOOSING THE RIGHT PRODUCT CAN BE CHALLENGING, SO WE'VE OUTLINED THE BENEFITS OF EACH TO HELP YOU MAKE AN INFORMED DECISION.**

## WHICH AIRTRACK IS BEST FOR YOU?

Which AirTrack is best for you? AirTracks are inflatable mats that are available in three types, that can vary in length and width. The AirFloor P1 is 10cm high, the AirTrack P2 is 20cm high and the AirTrack P3 is 30cm high.

Which type of AirTrack suits you varies per discipline and the level of the athletes.

## QUALITY OF THE AIRTRACK

The quality of our AirTracks and AirFloors are equal throughout the entire product range. All sports-DWF (double wall fabric) products are made from the same materials and with the same production techniques. On the inside of the AirTrack, small polyester threads determine the height of the product. Our standard colors are blue and gray. If you're interested in a different color, please contact us!



## WEIGHT OF THE AIRTRACK OR AIRFLOOR

The difference in weight is negligible, as it is only the additional length of the threads. Therefore, the weight of an AirFloor or AirTrack is calculated mainly by the amount of square meters. You can roughly calculate the weight of each AirTrack by multiplying

the amount of square meters by 3.3 kg. On this website however, we have added the weight of all equipment in the technical specifications section on each product page.



## INTERNAL AIR PRESSURE

The height of the AirTrack determines the minimum air-pressure that is required to prevent the athlete from 'bottoming out'. As a rule of thumb, a lower product such as the AirFloor requires a higher pressure and vice versa.

Example: If you weight 60 kilograms and you jump on an AirFloor (10cm thick) with 50 millibars, you will hit the bottom. If you would jump on an AirTrack P3, with the same 50 millibars of internal pressure, you will not bottom out. This means that the internal pressure can be lower for thicker AirTracks such as

the AirTrack P3. The AirTrack P3 can however reach the same maximum pressure that is possible with an AirFloor. The AirTrack P3 on a higher pressure will feel just as sturdy as the AirFloor would.

If you would like what pressure would be the right pressure for you or your athletes, it is best to look in the supplied manual.




## VALVES AND BLOWERS

An AirFloor only has small valves. These can be inflated with the OV-10 blower or with a foot pump. The AirTracks P2 and P3 have additional bigger valves, that can help quickly inflate or deflate the AirTracks with the Hikoki blower. Home products, such as the AirBlock or the AirTrack Spark do not have a large valve as the air capacity is relatively

small. For AirTracks starting from 8 meters in length, the Hikoki will be the recommended blower. We will however make sure to add the ideal blower to your order free of charge.



# AIRTRACK FOR GYMNASTICS CLUBS



## FIRST CHOOSE YOUR THICKNESS

AirTrack Factory has a full range of AirTracks in different shapes, sizes and purposes. The first choice you need to decide on is the thickness. What is important to know is where the AirTrack will be located. On a gymnastics floor, the AirFloor is perfect. On a hard floor, we would recommend the AirTrack P2 or P3.

After determining the thickness of the AirTrack you have to determine the length and width. A standard

AirTrack is 2 meters wide. The P3 however, is also available in 2.8 meters in width. On this track, two lanes can be used simultaneously, making it a great choice for larger groups or when a high through-put is required.

The diagonal of a standard competition floor is 16.97 meters. Therefore, a 15 meter long AirTrack with a landing mat at the end can be the ideal choice for gymnasts.



## AIRFLOOR P1 10 CM

An AirFloor on top of a gymnastics floor provides the classic 'AirTrack feeling'. Carpet bonded foam on top of an AirFloor provides the 'gymnastics floor feeling'. The 10cm difference in to the floor makes it a safe training surface for children. Because a higher pressure is required due to its thickness, the AirFloor will feel stable and provide a quick bounce while being gentle to your joints and muscles. In a gymnastics hall, a 6 or 8meter AirFloor is often chosen as an additional layer to an existing tumbling track.

In a normal gym, the AirFloor Home or Home XL is an excellent tool for basic exercises. If you'd like the perfect 'gymnastics floor setup' however, it

is recommended to get a longer track and add a layer of carpet bonded foam. The resemblance to a gymnastics floor while still having some room to play the the pressure makes this track ideal to train for competition. This combination is now also used during competitions and is suitable for all ages and levels. Several successful test competitions have been held with our competition floor in collaboration with Dutch Gymnastics.



## AIRTRACK P2 20 CM

The AirTrack P2 is our most popular track. This popularity has risen as it's a cost efficient AirTrack that is suitable for all ages and skill levels. It's great for beginners on lower pressure and suitable for competitive athletes on higher pressure. The

AirTrack P2 can also be used in combination with carpet bonded foam but is mostly used without. Due to it's 20 cm thickness it's also very suitable for a gym with hard flooring.



## AIRTRACK P3 30 CM

A lower air pressure provides the athlete with a slower, easier bounce. Without needing great technique in your setup, you will still be able to get enough height to practice flips. The feeling of a lower pressure can be compared to a bouncy castle. At high pressure, you are able to get more height, but to to this, better technique is required. The feeling of a higher pressure resembles the quick and more technical bounce of a gymnastics floor. The AirTrack however will provide a deeper bounce, and therefore launches you higher off the ground.

At lower pressure however, you need less of a runup and have a nicer landing. We therefore recommend learning new skills at lower pressure and than building up the pressure until it resembles a gymnastics floor. From there, the transition to

a gymnastics floor is small enough to stick those landings.

For recreational athletes, we do recommend the AirTrack P3. The easy and slow bounce, forgiving landing and fun factor make the AirTrack P3 a motivating training tool. It's also great for learning air-awareness, control and technique. On top of that it's also less hard on the body.

If you are unsure about the type of AirTrack you need, feel free to contact us! Our experts will be more than happy to help you make the right choice!



# AIRFLOOR



## ACCELERATE YOUR LEARNING CURVE

Due to the AirFloor being bouncy, less runup is required. The bounce provides additional air time and its softness lowers strain on the body. The preserved energy levels enable athletes to make more repetitions and coaches to increase focus on technique. With only 10 cm in thickness, the transition to a spring floor is minor. Therefore your training easily translates to an actual floor.




## ENHANCE YOUR AIRFLOOR

COMBINE IT WITH ADD-ONS



### AIRBAG S

Soft landing, crash mat



### AIRROLL

A soft obstacle or rollover tool



## TECH SPECS OF THE AIRFLOOR

SIZE	WEIGHT	SIZE ROLLED UP		WHAT'S INCLUDED
- 4 x 2 x 0.1 m	- 26 kg	- 75 x 50 x 20	cm	- 1x AirFloor
- 6 x 2 x 0.1 m	- 40 kg	- 75 x 50 x 25	cm	- 1x Transport bag
- 8 x 2 x 0,1 m	- 53 kg	- 75 x 50 x 30	cm	- 1x User manual
- 10 x 2 x 0,1 m	- 66 kg	- 95 x 60 x 35	cm	- A suitable blower with your order
- 12 x 2 x 0,1 m	- 79 kg	- 100 x 60 x 35	cm	
- 14 x 2 x 0.1 m	- 91 kg	- 100 x 75 x 35	cm	
				<b>WARRANTY</b>
				<i>The AirFloor has a 5 year warranty on manufacturing defects</i>

### INFLATION TIME

in less than

**2.5**  
minutes

(AirFloor 8 x 2 m with OV10 blower)

### IN STORAGE

up to

**14x**  
smaller

AirFloor 8 x 2m  
(75x50x30cm)





# AIRTRACK P2

## SUITABLE FOR ALL

With its mid-range thickness this inflatable tumbling track provides the well loved bounciness of our AirTracks for all ages and skill levels. It's well loved among gymnasts, student athletes and cheerleaders. The flexibility in pressure is plenty for most athletes and schools. The AirTrack P2 matches with our AirTrack Takeoff and average landing mats. Those who want to take their training to another level might also check the AirTrack P3!



## ENHANCE YOUR AIRTRACK

### COMBINE IT WITH ADD-ONS



#### AIRJUMP SET

multifunction / stackable



#### STARTRAMP


foldable ramp available for P2 and P3

### EXTEND WITH TRACKCONNECT OR CRASH MAT



#### AIRBAG S

Soft landing, crash mat



#### TRACKCONNECT

connect 2 AirTracks



## TECH SPECS OF THE AIRTRACK P2

### SIZE

- 6x2x0.2	m
- 8x2x0.2	m
- 10x2x0,2	m
- 12x2x0,2	m
- 15x2x0,2	m

### WEIGHT

- 39.6	kg
- 52.8	kg
- 66	kg
- 79.2	kg
- 99	kg

### SIZE ROLLED UP

- 80x50x25	cm
- 80x55x35	cm
- 80x55x45	cm
- 95x60x35	cm
- 100x65x35	cm

### WHAT'S INCLUDED

- 1x AirTrack P2
- 1x Transport bag
- 1x User manual
- A suitable blower with your order

### WARRANTY

The AirTrack has a 5 year warranty on manufacturing defects

### INFLATION TIME

in less than

**1.7**  
minutes


(AirTrack P2 12 x 2 m with Hikoki blower)

### IN STORAGE

up to

**27x**  
smaller

(AirTrack P2 12 x 2 m 95x60x35cm)







# AIRTRACK P3

## THE MOST VERSATILE AIRTRACK

The P3 is our thickest AirTrack; 30 cm high. This allows you to vary the most with the pressure and is therefore suitable for all athletes and skill progressions. With a low pressure, the AirTrack is soft and suitable to work on new moves. When you get the skill down, build up the pressure until the AirTrack resembles a spring floor. Catch some major air.



## TECH SPECS OF THE AIRTRACK P3

### SIZE

- 6 x 2 x 0.3 m
- 8 x 2 x 0.3 m
- 10 x 2 x 0,3 m
- 12 x 2 x 0,3 m
- 15 x 2 x 0,3 m
- 6 x 2.8 x 0.1 m
- 8 x 2.8 x 0,1 m
- 10 x 2.8 x 0,1 m
- 12 x 2.8 x 0,1 m
- 15 x 2.8 x 0.1 m

### WEIGHT

- 39.6 kg
- 52.8 kg
- 66 kg
- 79.2 kg
- 99 kg
- 55.4 kg
- 73.9 kg
- 92.4 kg
- 110 kg
- 139 kg

### SIZE ROLLED UP

- 80 x 50 x 25 cm
- 80 x 55 x 35 cm
- 80 x 55 x 45 cm
- 95 x 60 x 35 cm
- 100 x 65 x 35 cm
- 80 x 55 x 32 cm
- 105 x 55 x 32 cm
- 105 x 65 x 32 cm
- 105 x 75 x 38 cm
- 110 x 70 x 38 cm

### WHAT'S INCLUDED

- 1x AirTrack P3
- 1x Transport bag
- 1x User manual
- A suitable blower with your order

### WARRANTY

The AirTrack has a 5 year warranty on manufacturing defects



## ENHANCE YOUR AIRTRACK

### COMBINE IT WITH ADD-ONS



### AIRBAG S


Soft landing, crash mat



### STARTRAMP


foldable ramp available for P2 and P3

### TWO LANE AND EXTEND WITH TRACKCONNECT



### WITH 2.8M WIDE

your through-put is doubled!



### TRACKCONNECT

connect 2 AirTracks

### INFLATION TIME

in less than

**1.9**  
minutes

(AirTrack P3 12 x 2 m with Hikoki blower)

### IN STORAGE

up to

**36x**  
smaller

(AirTrack P3 12 x 2 m 95x60x35cm)








## SAVE VALUABLE TRAINING TIME

We have seen them in every way possible; the DIY incline. Made from heavy benches, mats and blocks gathered from every corner of the gym. Building these heavy structures takes up valuable training time, when there is a quick and easy solution: the AirIncline. Infinitely useful and easily portable.



## THE AIRINCLINE THAT SUITS YOU BEST

### WIDTH OPTIONS



### MATCH WIDTH

match the width of your AirTrack. 2 or 2.8 meters



## TECH SPECS OF THE AIRINCLINE

### SIZE

- 2x1x0.4 - 0.1 m
- 2x2x0.4 - 0.1 m
- 2x2x0.6 - 0.1 m
- 2x2.8x0.4 - 0.1 m
- 2x2.8x0.6 - 0.1 m

### WEIGHT

- 9 kg
- 18 kg
- 22 kg
- 25 kg
- 28 kg

### SIZE ROLLED UP

- 70x55x20 cm
- 75x55x22 cm
- 85x60x25 cm
- 85x60x25 cm
- 85x60x30 cm

### WHAT'S INCLUDED

- 1x AirIncline
- 1x Transport bag
- 1x User manual
- A suitable blower with your order

### WARRANTY

The AirIncline has a 2 year warranty on manufacturing defects.

### INFLATION TIME

in less than  
**60**  
seconds

(AirIncline 2x2x0.6-0.1 with OV10 blower)

### IN STORAGE

up to  
**11x**  
smaller

(from inflated to packed in storage bag)







# THERE FOR YOUR FIRST FLIPS!

The AirRolls are developed to help gymnasts learn front- and back handsprings. Being soft and bouncy, the AirRoll is a friendly companion for those first rollovers, flips and handsprings. More advanced gymnasts can work on press handstands, glidekips and shoulder support. The AirRoll is available in three different sizes, for all body types.



## TECH SPECS OF THE AIRROLL

COLOR/SIZE	SIZE	WEIGHT	SIZE ROLLED UP
– Blue S	– Ø 0.6x1 m	– 2.2 kg	– 50x30x10 cm
– Spark S	– Ø 0.6x1 m	– 2.2 kg	– 50x30x10 cm
– Yelow M	– Ø 0.75x1 m	– 3.2 kg	– 55x35x10 cm
– Spark M	– Ø 0.75x1 m	– 3.2 kg	– 55x35x10 cm
– Red L	– Ø 0.9x1 m	– 3.8 kg	– 60x40x10 cm
– Spark L	– Ø 0.9x1 m	– 3.8 kg	– 60x40x10 cm

**WHAT'S INCLUDED**

- 1x AirRoll
- 1x User manual

**WARRANTY**

The AirRoll has a 2 year warranty on manufacturing defects.



## THE AIRROLL THAT SUITS YOU BEST

### COLOR OPTIONS



### COLOR = SIZE

red, yellow, blue



### GO FOR A SPARK

two sizes go in our spark look

### SIZE GUIDE



### SIZE S & M FOR

Body length 1.25 m = **S**  
And 1.25 - 1.5 m = **M**

### SIZE L FOR

Body length above 1.50 m = **AirRoll L**

### INFLATION TIME

in less than  
**30**  
seconds

(with OV10 blower)

### IN STORAGE

up to  
**4x**  
smaller

(from inflated to packed in storage bag)







## SOFT TO THE BODY

The AirBox is an inflatable vaulting box that consists of 3 parts. It is soft to the touch and can be used separately as well as for more methodical exercises.



## TECH SPECS OF THE AIRBOX

### SIZE

- (3 pcs) 0.9x2.0x0.2 m
- (3 pcs) 0.9x2.8x0.2 m
- (3 pcs) 1.4x2.0x0.2 m
- (3 pcs) 1.4x2.8x0.2 m
- (3 pcs) 3.0x2.0x0.2 m

### WEIGHT

- 19 kg
- 27 kg
- 30 kg
- 41 kg
- 62 kg

### SIZE ROLLED UP

- 80x60x20 cm
- 80x65x25 cm
- 85x60x30 cm
- 85x65x30 cm
- 110x75x30 cm


### WHAT'S INCLUDED

- 1x (3 pcs) AirBox
- 1 x AirBox mounting kit
- 6 x velcro strips
- 1x Transport bag
- 1x User manual
- A suitable blower with your order

### WARRANTY

The AirIncline has a 2 year warranty on manufacturing defects.

With the AirBox XL set you will not receive a AirBox mounting kit)



## KNOW YOUR AIRBOX OPTIONS

### THE INCLUDED MOUNTING KIT AND WIDTH OPTION



### MOUNTING KIT

To secure the AirBox to your AirTrack.

### 2 OR 2.8 METERS

in width and choose you the depth you prefer.

### INFLATION TIME

in less than  
**2**  
minutes

(with included blower)

### IN STORAGE

up to  
**11x**  
smaller

(from inflated to packed in storage bag)







# AIRBOARD BOOST

## BIG BOUNCE WITH THE SOFT TOUCH OF AIR

The AirBoard Boost is our soft springboard alternative. It is made with two air compartments, that can each be adjusted in pressure. The result is a lightweight springboard, suitable for all ages and weight levels. It's easily attached to a gymnastics floor by using the added velcro strips. Does your facility have multi-sports flooring? The optional suction cups make it easy to attach it to the floor! The AirBoard Boost will not move!



## THE AIRBOARD BOOST

### ATTACHMENT POSSIBILITIES



### VELCRO

For the gymnastics floor

### SUCTION CUPS

The set is included with the product



## TECH SPECS OF THE AIRBOARD BOOST

### SIZE

– 1.2x0.6x0.3 m

### WEIGHT

– 12 kg

### SIZE ROLLED UP

– 120x70x4 cm

### WHAT'S INCLUDED

- 1x AirBoard Boost
- 1x Velcro strips
- 1x Suction cups
- 1x User manual
- A suitable blower with your order

### WARRANTY

The Airboard boost has a 2 year warranty on manufacturing defects.

### INFLATION TIME

in less than

**1.2**  
minutes

(with included blower)

### IN STORAGE

up to

**6x**  
smaller

(from inflated to packed in storage bag)






# AIRBEAM

## BALANCE BEAM TRAINING CAN BE SAFE AND FUN!

The balance beam is one of the more scary apparatus in gymnastics. The AirBeam is a great way to get in those much needed hours of practice and gaining the confidence to ace your routine. The center line is raised to allow gymnasts to feel the edge of the beam. The soft surface surrounding the center ensures gymnasts can focus on their landing. Make your beam training challenging and fun.



## THE AIRBEAM THAT SUITS YOU BEST

### LENGTH OPTIONS



### 3 METERS

For basic routines and single leaps or skills.

### 5 METERS

Practice your entire beam routine.



## TECH SPECS OF THE AIRBEAM

### SIZE

- 3x0.4x0.1 m
- 5x0.4x0.1 m

### WEIGHT

- 5.8 kg
- 9.8 kg

### SIZE ROLLED UP

- 19x27x58 cm
- 38x27x58 cm

### WHAT'S INCLUDED

- 1x AirBeam
- 1x Carrying bag
- 1x User manual
- A suitable blower with your order

### WARRANTY

The AirBeam has a 5 year warranty on manufacturing defects.

### INFLATION TIME

in less than

**60**

seconds

(with included blower)

### IN STORAGE

up to

**4x**

smaller

(from inflated to packed in storage bag)





# AIRSPOT

## THE BOUNCY BASE FOR STANDING FLIPS

The AirSpot is a round version of our inflatable AirFloor, AirTrack P2 and AirTrack P3. The AirSpot forms a nice base to be used as a punch pad or as the slightly added height for standing flips or bounces.

The AirSpot S is also great fun for toddlers to use as stepping stones.



## THE AIRSPOT THAT SUITS YOU BEST

### THE COLORS




### SIZE M & L

come in this dark blue design.

### SIZE S

comes in this blue design.



## TECH SPECS OF THE AIRSPOT

### SIZE

- S Ø 0.7x0.1 m
- M Ø 1x0.2 m
- L Ø 1.4x0.3m m

### WEIGHT

- 1.4 kg
- 3 kg
- 5.6 kg

### SIZE ROLLED UP

- 70x25x10 cm
- 100x40x15 cm
- 140x50x20 cm

### WHAT'S INCLUDED

- 1x AirSpot
- 1x User manual
- A suitable blower with your order

### WARRANTY

The AirSpot has a 5 year warranty on manufacturing defects.

### INFLATION TIME

in less than

# 60

seconds

(with included blower)

### IN STORAGE

up to

# 3x

smaller

(from inflated to packed in storage bag)





# AIRFLOOR TRAINING

## TAKE THE SAFETY OF YOUR GYM TO THE COMFORT OF YOUR HOME

The AirFloor Training is our most popular piece of home equipment. With three meters in length this floor is perfect for floor exercises and tumbling passes. Whether you're at home, on vacation or at a friend's house, you can still train like you're at the gym!



## THE AIRFLOOR TRAINING THAT SUITS YOU BEST

### COLORS



### ENHANCE YOUR AIRFLOOR TRAINING



### BLUE

It's our main AirFloor product look.

### GO FOR A SPARK

to light your fire.

### CONNECT

an AirFloor (Training) with Trackconnect.

### AIRBLOCK

For extra height.



## TECH SPECS OF THE AIRFLOOR TRAINING

### SIZE

– 3x1x0.1 m

### WEIGHT

– 10 kg

### SIZE ROLLED UP

– 110x35x20 cm

### WHAT'S INCLUDED

- 1x AirFloor Training
- Carrying bag
- 1x User manual
- A suitable blower with your order

### WARRANTY

The AirFloor Training has a 5 year warranty on manufacturing defects.

### INFLATION TIME

in less than

**2.5**  
minutes

(with included blower)

### IN STORAGE

up to

**4x**  
smaller

(from inflated to deflated for storage)





# AIRFLOOR TRAINING XL

## MORE SKILLS? MORE SPACE!

The longer version of our most popular product, the AirFloor Training! The extra 2 meters make this AirFloor suited for taller or more advanced athletes who'd like to practice longer tumbling passes. Train inside or take it anywhere in the included carrying bag. Take your training to the max!




## THE AIRFLOOR TRAINING XL THAT SUITS YOU BEST

### COLORS



### ENHANCE YOUR AIRFLOOR TRAINING XL



### BLUE

It's our main AirFloor product look.

### GO FOR A SPARK

to light your fire.

### CONNECT

an AirFloor (Home) with trackconnect.

### AIRBOARD

For extra length or height.



## TECH SPECS OF THE AIRFLOOR TRAINING XL

### SIZE

– 5x1x0.1 m

### WEIGHT

– 18 kg

### SIZE ROLLED UP

– 110x35x20 cm

### WHAT'S INCLUDED

- 1x AirFloor Training XL
- Carrying bag
- 1x User manual
- A suitable blower with your order

### WARRANTY

The AirFloor Training XL has a 5 year warranty on manufacturing defects.

### INFLATION TIME

in less than

**3**

minutes

(with included blower)


### IN STORAGE

up to

**6.4x**

smaller

(from inflated to deflated for storage)





# AIRJUMP SET

## A COMPLETE TRAINING SOLUTION

Ideal for gyms and primary schools. Thanks to the soft and bouncy surface, children will be able to learn new skills more easily. With strong velcro strips all individual parts can be positioned and connected to create a soft vault box, stairs, an incline, jumping pad or more! Due to the lightweight and modular parts, students can easily set up and adjust the AirJump Set by themselves. Kick back and watch your students do the work!



## MAKE A JUMPSET WITH YOUR CURRENT AIRTRACK

### CHOOSE SEPARATE OBJECTS



### AIRINCLINE

The inflatable ramp for endless training purposes.

### AIRBOX

The multifunctional vaulting box.



## TECH SPECS OF THE AIRJUMP SET

### PRODUCT

- AirTrack P2
- AirTrack P2
- AirTrack P2
- AirBox P3
- AirIncline

### SIZE

- 4x2x0.2 m
- 6x2x0.2 m
- 8x2x0.2 m
- 1x2x0.3 m
- 2x2x0.4 - 0.1 m

### WEIGHT

- 27 kg
- 39.6 kg
- 52.8 kg
- 7.3 kg
- 22.6 kg

### SIZE ROLLED UP

Das komplette Set:  
100x70x50 cm

### WHAT'S INCLUDED

- 1x AirTrack
- 3x AirBox P3
- 1x AirIncline
- 3x Transport bag
- 1x User manual
- A suitable blower with your order

### WARRANTY

The AirJump Set has a 5 year warranty on manufacturing defects.

### INFLATION TIME

in less than

**4.1**

minutes

(with included blower)

### IN STORAGE

up to

**18x**

smaller

(from inflated to packed in storage bag)





# AIRTRACK TRAINING SET


## A COMPLETE TRAINING SOLUTION

The AirTrack Training Set Home Edition offers a versatile set for training acrobatic exercises at home or at the gym. The AirFloor offers a bouncy foundation for basic skills. With the AirBoard and AirBlock a heightened jumping surface can be created for flips, leaps, stretching and vaults. The optional AirRoll is great for learning handstands, back and front handsprings, core stability and strength training. The AirBoard can also be used to lengthen the AirFloor Home by one meter.



## SET OPTIONS

### COLOR OPTIONS



### BLUE

It's our main AirFloor product look.

### GO FOR A SPARK

To light your fire.

### HOME EDITION

To continue your training at home.

### 4 PIECES

Full training set for floor and tumbling passes.

### SETS TO CHOOSE

## TECH SPECS OF THE AIRTRACK TRAINING SET

PRODUCT	SIZE		WEIGHT		SIZE ROLLED UP	WHAT'S INCLUDED
Training Set - (4ps)						- 1x Velcro strips
- AirFloor Training	- 3x1x0.1	m	- 10	kg	- 120x60x40 cm	- 3x Carrying bag
- AirBlock	- 1x0.6x0.2	m	- 2.1	kg		- 1x User manual
- AirBoard	- 1x0.6x0.1	m	- 2	kg		- A suitable blower with your order
- AirRoll	- Ø 0.6x1	m	- 2.2	kg		
Training Set - (3ps)						<b>WARRANTY</b> <i>The AirTrack training set has a 5 year warranty on manufacturing defects.</i>
- AirFloor Training	- 3x1x0.1	m	- 10	kg	- 120 x 40 x 40 cm	
- AirBlock	- 6x2x0.2	m	- 2.1	kg		
- AirBoard	- 8x2x0.2	m	- 2	kg		

### INFLATION TIME

in less than

**3.8**  
minutes

(with included blower)

### IN STORAGE

up to

**4x**  
smaller

(from inflated to packed in Carrying bag)

### BUY SEPERATE OBJECTS

All objects in the sets are also available separately





# AIRBAG S

## WE'VE GOT YOU UP THERE. NOW, LET'S GET YOU BACK DOWN

The AirBag S is a crash mat for any sport that involves jumping. By adjusting the pressure you can easily transform the AirBag from a crash mat to a landing area suitable for upright landings. This mat helps athletes fail in a safe way, without creating noise in their confidence with pillow soft landings. Learn to succeed by failing!



## ENHANCE YOUR AIRBAG S

### COMBINE IT WITH ADD-ONS



#### AIRTRACK P2/P3

Simply connect them with velcro.

### SPECIAL & UNIQUE FOR AIRBAG S



#### BLOWER

The AirBag S comes with a continuous blower.



#### CUSTOM SHEETS

No problem! Contact us for your design requests.



## TECH SPECS OF THE AIRBAG S

### SIZE

– 4x2.5x0.7 m

### WEIGHT

– 70 kg

### SIZE ROLLED UP

– 110x75x45 cm



### WHAT'S INCLUDED

- 1x AirBag S
- 1x Transport bag
- 1x User manual
- 1x Blower
- 1x Top sheet
- 4x Side sheet

### WARRANTY

The AirBag S has a 2 year warranty on manufacturing defects.

### INFLATION TIME

in less than

**2.5**  
minutes

(with included blower)

### IN STORAGE

up to

**18x**  
smaller

(from inflated to packed in storage bag)





# AIRFLOOR COMPETITION

## THE FUTURE OF SPORTS IS HERE. WELCOME TO THE NEW WAY OF TRAINING.


The AirTrack Competition Floor is a competition sized floor that is modular and fully adjustable in pressure. This allows athletes of all ages and skill levels to perform their routine on a floor that is set exactly to their body type and skill level.

The Competition floor can be set up 4 times faster than a regular spring floor.

### GYMNASTICS



### CHEERLEADING



### TRICKING




## WHAT THICKNESS IS BEST?



The AirFloor (10cm), with a 3.5 cm carpet-bonded foam top is about 98% comparable to a regular FIG floor. This combination is our recommendation for mosts sports, including gymnastics.

A 20 cm floor (P2) has an increased bounce. This is particularly beneficial when not using a carpetbonded foam top layer. The carpet-bonded foam top layer will wear out faster on an AirTrack P2.



## PERMANENT SET-UP

Due to its practicality, more facilities choose the AirFloor Competition as a permanent setup. The benefit is that it can be built in to exactly match with the shape of the area.

Another benefit is that the pressure can be regulated, so that multiple age groups get the most out of the bounce.

### 1 PIECE



### 7 PIECES

## TRANSPORT


Setting up the 7 piece floor can be done by two trained people within 1 hour!  
One piece takes more than half of this time.



## SETUP



THE AIRFLOOR COMPETITION THAT SUITS YOU BEST



SINGLE PIECE

No connections, always the same pressure  
One single pallet for the entire floor  
Very rapid inflation

Disadvantage: the weight of a competition-sized floor is almost 600 kg.

MULTIPLE PIECES

Easy to transport  
Easy to fold  
A lot lighter

Disadvantages:  
People will start to try and feel if they can spot the connections or pressure difference.  
This focus on these spots can hurt the trust in the floor.

WHAT TOP LAYER?

High quality 3.5 cm carpet-bonded foam  
It is very important that the top layers are suitable for a floor that will move, such as an AirTrack. We have experienced that the cheaper type of carpet-bonded foam can tear with heavy use on the AirFloor.

We'd be happy to assist you in choosing your top layers.

WHAT'S OPTIONAL

- carpet-bonded foam top with connection pieces

WHAT'S INCLUDED

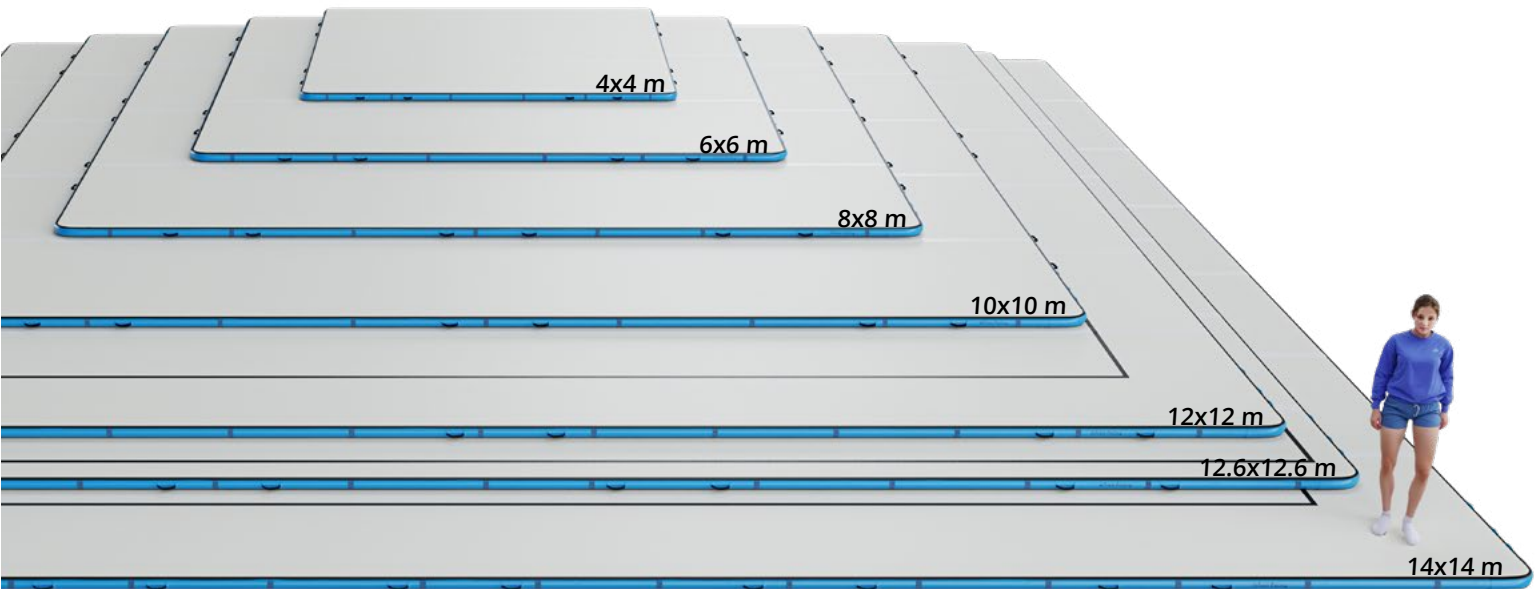
- Airfloor(s)
- connection pieces
- Transport bags
- 4x side banners
- 1x suitable blower



OUR MOST POPULAR SIZES

We now offer the AirFloor competition in many different sizes. In this image you can compare sizes to the lady in the image (1.75m).

The 14x14m and the 12.6 x 12.6 have so far been the most requested sizes, due to their competition feel.



TECH SPECS OF THE AIRFLOOR COMPETITION

PRODUCT	SIZE	WEIGHT	SIZE ROLLED UP
- P1/P2 - 0.1/0.2	- 4x4x	m - 54 kg	The complete set with 14x14m: 100x70x50 cm
- P1/P2 - 0.1/0.2	- 6x6x	m - 118 kg	
- P1/P2 - 0.1/0.2	- 8x8x	m - 211 kg	
- P1/P2 - 0.1/0.2	- 10x10	m - 331 kg	
- P1/P2 - 0.1/0.2	- 12x12	m - 476 kg	
- P1/P2 - 0.1/0.2	- 12.6x12.6	m - 521 kg	
- P1/P2 - 0.1/0.2	- 14x14	m - 647 kg	

WARRANTY

The AirFloor Competition has a 5 year warranty on manufacturing defects.

